

ASSESSEE NAME  
PREVIOUS YEAR ENDED  
STATUS  
PAN NO.

SETU : NEW DELHI  
31ST MARCH 2019  
TRUST  
AAFTS3491L


**BALANCE SHEET AS AT 31ST MARCH 2019**

|                            | Schedule Ref. | As at 31.03.2019  | (Amount in ₹)<br>As at 31.03.2018 |
|----------------------------|---------------|-------------------|-----------------------------------|
| <b>LIABILITIES</b>         |               |                   |                                   |
| <b>Corpus</b>              |               |                   |                                   |
| Corpus Fund                |               | 47,360            | 47,360                            |
| <b>Current Liabilities</b> |               |                   |                                   |
| <b>Secured Loan</b>        |               |                   |                                   |
| - State Bank of India      |               | 271,848           | 272,497                           |
| <b>Unsecured Loan</b>      |               |                   |                                   |
| - Loan from Trustees       |               | 7,548,136         | 8,293,136                         |
| Sundry Creditors           |               | 2,950,975         | 1,662,170                         |
| Duties and Taxes           |               | 151,987           | 282,258                           |
| Expenses Payable           |               | 1,029,495         | 2,758,070                         |
| Audit Fee Payable          |               | 37,170            | 56,500                            |
|                            |               | -                 |                                   |
| <b>TOTAL</b>               |               | <b>12,036,971</b> | <b>13,371,991</b>                 |

**ASSETS**

|   |            |                   |                   |
|---|------------|-------------------|-------------------|
| Fixed Assets                            | Schedule-I | 5,516,051         | 4,048,745         |
| <b>Current Assets</b>                   |            |                   |                   |
| <b>Cash &amp; Bank Balances</b>         |            |                   |                   |
| - Cash in Hand                          |            | -                 | 147,176           |
| - Balance with Bank                     |            | 1,270,575         | 101,171           |
| - Fixed Deposit Receipts                |            | 435,870           | 407,931           |
| Sundry Debtors                          |            | -                 | 56,282            |
| Prepaid Expenses                        |            | 63,958            | 14,540            |
| Security Deposit                        |            | 327,400           | 327,400           |
| Advance to Suppliers                    |            | 124,146           | -                 |
| Tax Deducted at Source                  |            | 119,227           | 113,038           |
| Other advances                          |            | 31,099            |                   |
| <b>Income &amp; Expenditure Account</b> |            | <b>4,148,645</b>  | <b>8,155,708</b>  |
| <b>TOTAL</b>                            |            | <b>12,036,971</b> | <b>13,371,991</b> |

  
Ravinder Kaul  
(Trustee)

  
Sanjina Wali  
(Trustee)

For Rupesh Goyal & Co.  
Chartered Accountants



Place : New Delhi  
Dated : August 20, 2019

**SETU : NEW DELHI**  
**INCOME AND EXPENDITURE ACCOUNT FOR THE YEAR ENDED 31ST MARCH 2019**


( Amount in ₹ )

|                                     | Schedule Ref. | Year ended 31.03.2019 | Year ended 31.03.2018 |
|-------------------------------------|---------------|-----------------------|-----------------------|
| <b>INCOME</b>                       |               |                       |                       |
| Donations (Domestic)                |               | 25,324,831            | 17,243,215            |
| Donations (Foreign)                 |               | 1,159,336             | 350,742               |
| Fee Receipts                        |               | 2,201,477             | 1,187,539             |
| Other Receipts                      |               | 156,663               | 20,226                |
| Interest income                     |               |                       |                       |
| - Fixed Deposit                     |               | -                     | 1,777                 |
| - Interest Accrued in Fixed Deposit |               | 30,727                | 28,365                |
| - Saving Account                    |               | 9,599                 | 10,206                |
| <b>Total</b>                        |               | <b>28,882,633</b>     | <b>18,842,070</b>     |
| <b>EXPENDITURE</b>                  |               |                       |                       |
| <b>Salaries &amp; Benefit</b>       |               |                       |                       |
| - Education Centre                  |               | 4,662,327             | 5,781,556             |
| - Skill Centre                      |               | 1,189,620             | 1,245,630             |
| <b>Professional Charges</b>         |               |                       |                       |
| - Education Centre                  |               | 837,692               | 56,240                |
| - Skill Centre                      |               | 2,436,650             | 2,506,942             |
| <b>Centre Running Expenses</b>      |               |                       |                       |
| - Education Centre                  |               | 6,177,655             | 5,293,104             |
| - Skill Centre                      |               | 3,240,966             | 1,519,935             |
| <b>Donations</b>                    |               | 80,000                | -                     |
| <b>Rent</b>                         |               |                       |                       |
| - Education Centre                  |               | 2,508,000             | 2,508,000             |
| - Skill Centre                      |               | 1,235,739             | 1,239,826             |
| <b>Others</b>                       |               |                       |                       |
| Scholarship Expenses                |               | 479,405               | 716,239               |
| Event Expenses                      |               | 826,272               | 737,398               |
| Administrative Expenses             | Schedule-II   | 157,981               | 45,598                |
| Audit Expenses                      |               | 43,800                | 34,000                |
| Bank Charges                        |               | 20,264                | 11,399                |
| Interest on overdraft account       |               | 14,609                | 20,361                |
| Depreciation                        |               | 964,591               | 936,660               |
| <b>Total</b>                        |               | <b>24,875,571</b>     | <b>22,652,888</b>     |

|  |             |             |
|--|-------------|-------------|
| Surplus/(Deficit) for the year           | 4,007,063   | (3,810,818) |
| Add: Brought Forward Surplus/(Deficit)   | (8,155,708) | (4,344,890) |
| Balance carried forward to Balance Sheet | (4,148,645) | (8,155,708) |

FOR NOTES ON ACCOUNTS REFER "SCHEDULE -A" FORMING AN INTEGRAL PART OF ACCOUNTS

  
Ravinder Kaul  
(Trustee)

  
Sanjina Wali  
(Trustee)

Signed in Terms of our Audit Report of even date  
For Rupesh Goyal & Co.  
Chartered Accountants  
FRN. 021312N

Place : New Delhi  
Dated : August 20, 2019




SETU : NEW DELHI

RECEIPTS & PAYMENT FOR THE YEAR ENDED 31ST MARCH, 2019

| RECEIPTS   | Year Ended 31.03.2019 | Year Ended 31.03.2018 |
|--|-----------------------|-----------------------|
| Opening Cash and Bank Balance                        | 248,347               | 1,214,962             |
| Donations/Grants from Indian sources                 | 25,324,831            | 17,243,215            |
| Donations/Grants from International sources          | 1,159,336             | 350,742               |
| Interest Receipts                                    | 9,599                 | 10,214                |
| Secured Loan   | -                     | 272,497               |
| Unsecured Loan                                       | -                     | 1,159,600             |
| Other receipts                                       | 2,346,058             | 1,189,400             |
| <b>Total Receipts</b>                                | <b>29,088,171</b>     | <b>21,440,630</b>     |
| PAYMENTS   | Year Ended 31.03.2019 | Year Ended 31.03.2018 |
| Capital items/ assets purchased for the organisation | 2,039,801             | 1,042,247             |
| Investments/ FDR                                     | -                     | 6,000                 |
| Donations/Grants to other organisations              | 80,000                | -                     |
| Re-payment of Unsecured Loans                        | 745,000               | 500,600               |
| Centre running expenses                              | 8,949,806             | 6,952,813             |
| Rent   | 4,043,874             | 3,152,156             |
| Salaries / Professional Charges                      | 9,644,248             | 8,681,597             |
| Other payments                                       | 2,314,867             | 856,870               |
| <b>Total Payments</b>                                | <b>27,817,596</b>     | <b>21,192,283</b>     |
| <b>Closing cash and bank balance</b>                 | <b>1,270,575</b>      | <b>248,347</b>        |

  
Ravinder Kaul  
(Trustee)

  
Sanjina Wali  
(Trustee)

For Rupesh Goyal & Co.  
Chartered Accountants  
ERN. 021312N



Place : New Delhi  
Dated : August 20, 2019



SETU : NEW DELHI

SCHEDULE-I

Fixed Assets As at 31st March, 2019

| S. No. | PARTICULARS               | GROSS BLOCK      |                        |                          |                                     |                  | DEPRICIATION BLOCK |                  |                |  |                  | NET BLOCK        |                  |                  |  |
|--------|---------------------------|------------------|------------------------|--------------------------|-------------------------------------|------------------|--------------------|------------------|----------------|--|------------------|------------------|------------------|------------------|--|
|        |                           | 1-Apr-2018       | Addition during        |                          | Sales or Adjustment during the Year | AS AT 31-03-2019 | RATE               | AS AT 01-04-2018 | FOR THE YEAR   | Adjustment on Depreciation due sales/ Transfer | AS AT 31-03-2019 | AS AT 31-03-2018 | AS AT 31-03-2019 | AS AT 31-03-2019 |  |
|        |                           |                  | 1-4-2018 to 03-10-2018 | 04-10-2018 to 31-03-2019 |                                     |                  |                    |                  |                |  |                  |                  |                  |                  |  |
| 1      | Air Conditioner           | 447,090          | -                      | -                        | -                                   | 447,090          | 15%                | 108,367          | 50,808         | -  | 159,175          | 338,723          | 287,915          |                  |  |
| 2      | Computer Systems          | 2,177,503        | 3,899                  | 519,058                  | -                                   | 2,700,460        | 40%                | 1,505,642        | 374,116        | -  | 1,879,758        | 671,861          | 820,702          |                  |  |
| 3      | Furniture & Fixture       | 1,777,039        | -                      | 64,900                   | -                                   | 1,841,939        | 10%                | 476,579          | 133,291        | -  | 609,870          | 1,300,460        | 1,232,069        |                  |  |
| 4      | Generator Set             | 458,147          | -                      | -                        | -                                   | 458,147          | 15%                | 198,277          | 38,981         | -  | 237,258          | 259,870          | 220,889          |                  |  |
| 5      | Office / Centre Equipment | 1,958,594        | 98,900                 | 338,152                  | -                                   | 2,395,646        | 15%                | 480,763          | 261,871        | -  | 742,634          | 1,477,831        | 1,653,012        |                  |  |
| 6      | Solar Plants              | -                | -                      | 1,406,988                | -                                   | 1,406,988        | 15%                | -                | 105,524        | -  | 105,524          | -                | 1,301,464        |                  |  |
|        | <b>TOTAL</b>              | <b>6,818,373</b> | <b>102,799</b>         | <b>2,329,098</b>         | <b>-</b>                            | <b>9,250,270</b> |                    | <b>2,769,628</b> | <b>964,591</b> | <b>-</b>                                       | <b>3,734,219</b> | <b>4,048,745</b> | <b>5,516,051</b> |                  |  |

*Ravinder Kaul*

Ravinder Kaul  
Trustee

*Sanjina Wali*

Sanjina Wali  
Trustee




**SETU : NEW DELHI**

**Schedule II**

**Details of Administrative Expenses**

| <i>(Amount in Rs.)</i> |                             |                   |                   |
|------------------------|-----------------------------|-------------------|-------------------|
| <b>S. No.</b>          | <b>Particulars</b>          | <b>31.03.2019</b> | <b>31.03.2018</b> |
| 1                      | Interest Paid               | 28,174            | 5,933             |
| 2                      | Fee Expenses                | 300               | -                 |
| 3                      | Misc. Expenses              | 10,842            | 9,000             |
| 4                      | Travelling Expenses         | 85,288            | -                 |
| 5                      | Postage & Courier Charges   | 3,242             | 1,705             |
| 6                      | Website Maintenance Charges | 30,135            | 28,960            |
|                        | <b>Grand Total</b>          | <b>157,981</b>    | <b>45,598.00</b>  |

  
**Ravinder Kaul**  
Trustee

  
**Sanjina Wali**  
Trustee




SETU : NEW DELHI

SCHEDULE - 'A' OF NOTES OF ACCOUNTS AS AT 31ST MARCH 2019

- 1 The accounts are prepared on the historical cost convention on accrual and going concern basis and are prepared in accordance with the Accounting Standards prescribed issued by the Institute of Chartered Accountants of India.
- 2 In the opinion of Trustee's, the Current Assets have a realisable value not less than the amount shown in the Balance Sheet.
- 3 The Fixed Assets are at the cost less depreciation charged as per Income Tax Act, 1961. No Asset was identified as impaired during the year.
- 4 Previous year's figures are regrouped/rearranged whenever considered necessary to make them comparable.

  
Ravinder Kaul  
Trustee

  
Sanjina Wali  
Trustee

Signed in Terms of our Audit Report of even date

Place : New Delhi  
Dated : August 20, 2019

For Rupesh Goyal & Co.  
Chartered Accountant  
C.A. No. 021312N  
  
Rupesh Goyal  
Proprietor  
M.NO. 507856